

# Pink Cascade®

flowering cherry


*Prunus* 'NCPH1' PP 27579



A springtime cascade of bright pink flowers smother the gracefully weeping branches of this petite, easy to grow cherry. Refined green leaves turn bright orange-red in autumn.  
[www.PinkCascadeCherry.com](http://www.PinkCascadeCherry.com)

*Prunus serrulata* 'Kwanzan'

## Kwanzan Cherry




**Zone:** 5  
**Height:** 30'  
**Spread:** 20'  
**Shape:** Broad vase  
**Foliage:** Dark green  
**Fall Color:** Bronze-orange to orange-red  
**Flower:** Double, rosy pink in clusters  
**Fruit:** Seedless

Kwanzan's large double pink flowers make it the showiest cherry in spring and account for its great popularity.

*Prunus* 'Okame'

## Okame Cherry




**Zone:** 5  
**Height:** 25'  
**Spread:** 20'  
**Shape:** Upright branching, oval  
**Foliage:** Dark green, fine textured  
**Fall Color:** Yellow-orange to orange-red  
**Flower:** Small, clear pink, profuse

Effective floral display of this very early-blooming cultivar is long lasting due to brightly colored flower bud and calyx. A hybrid of *P. incisa* × *P. campanulata*, Okame originated in England and was introduced to the U.S. by Morris Arboretum.

*Prunus* 'NCPH1' PP 27579

## Pink Cascade® Cherry



**Zone:** 5  
**Height:** 12'  
**Spread:** 12'  
**Shape:** Weeping  
**Foliage:** Dark green, fine textured  
**Fall Color:** Orange  
**Flower:** Bright pink, prolific

Bright pink flowers smother the branches of this gracefully weeping cherry, setting it apart from the popular white-blooming Snow Fountains® Cherry which it resembles in summer appearance. Developed at North Carolina State University, this small and delicate garden tree is easy to grow.

*Prunus sargentii* 'JFS-KW58'

## Pink Flair® Cherry




**Zone:** 3b  
**Height:** 25'  
**Spread:** 15'  
**Shape:** Upright narrow vase  
**Foliage:** Dark green  
**Fall Color:** Orange-red  
**Flower:** Single pink, in clusters

Narrow and upright in form, but compact in height, this flowering cherry is well suited for urban landscapes. It avoids frost damage by flowering a week or two later than is typical of the species and has proven to be the hardiest of the flowering cherries. Fall color is consistently bright orange-red, and its handsome bark and upright symmetrical provide winter appeal.

*Prunus serrulata* 'Royal Burgundy'

## Royal Burgundy Cherry




**Zone:** 5  
**Height:** 20'  
**Spread:** 15'  
**Shape:** Broad vase  
**Foliage:** Deep purple  
**Fall Color:** Bronze-purple  
**Flower:** Double, magenta-pink  
**Fruit:** Seedless

Royal Burgundy is a purple foliated form of Kwanzan. Slightly slower growing, its flowers are a darker tint, and its deep purple foliage is unique among cherries.

*Prunus sargentii*

## Sargent Cherry




**Zone:** 4  
**Height:** 30'  
**Spread:** 30'  
**Shape:** Upright, spreading branches, rounded crown  
**Foliage:** Dark green  
**Fall Color:** Bronze orange to orange-red  
**Flower:** Single pink, in clusters

Sargent displays some of the best fall color to be found among the Cherries. It has nice mahogany colored bark and is harder than other Japanese Cherries.

*Prunus* × 'Snofozam'

## Snow Fountains® Cherry




**Zone:** 5  
**Height:** 12'  
**Spread:** 12'  
**Shape:** Weeping  
**Foliage:** Small, dark green leaves  
**Fall Color:** Golden to orange  
**Flower:** White

A gracefully weeping, finely branched tree, Snow Fountains® is smaller than other weeping cherries. Its beautiful cascading form is easily pruned to change its character.

*Prunus* × *yedoensis*

## Yoshino Cherry



**Zone:** 5  
**Height:** 30'  
**Spread:** 30'  
**Shape:** Upright spreading branches, rounded crown  
**Foliage:** Bright green, glossy  
**Fall Color:** Yellow  
**Flower:** Single light pink to white, fragrant

Yoshino is the tree which has been made famous by its blossom display at the Tidal Basin in Washington, D.C.